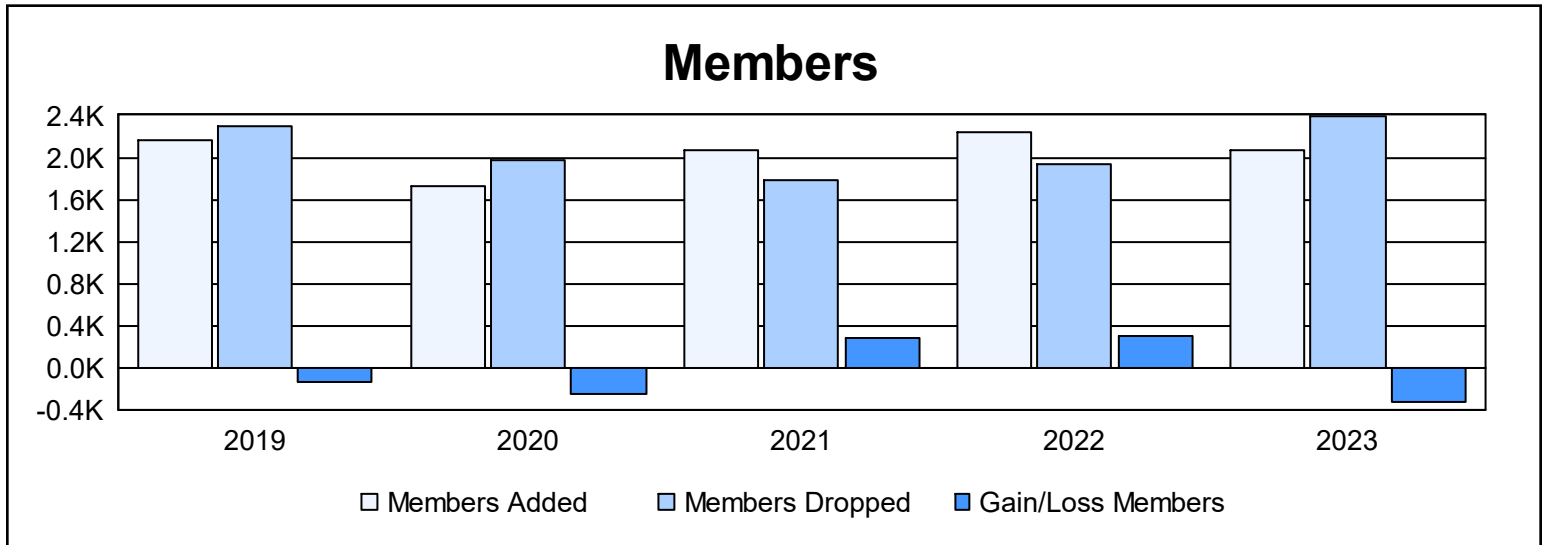
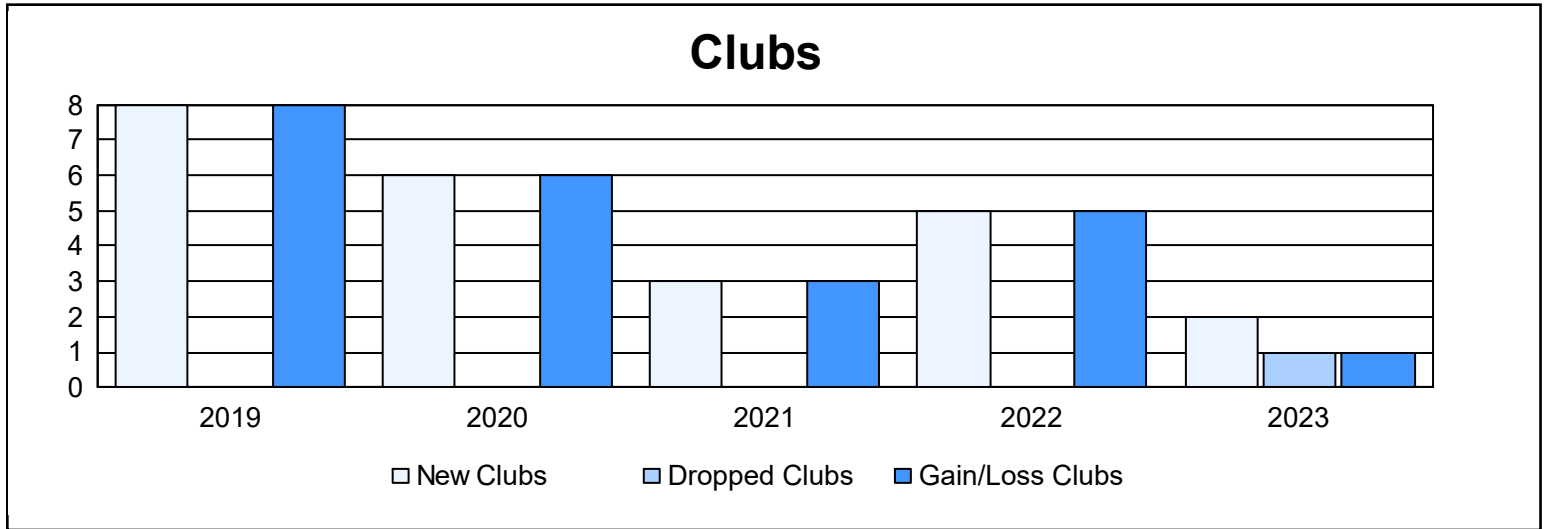
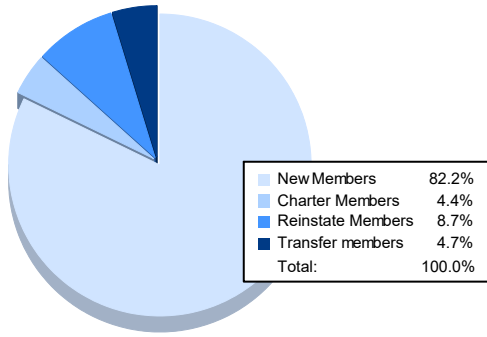


Year	New Clubs	Dropped Clubs	Gain/ Loss Clubs	New Members	Charter Members	Reinstate Members	Transfer Members	Total Member Added	Total Members Dropped	Gain/ Loss Members
2018-2019	8	0	8	1,590	303	194	80	2,167	2,296	-129
2019-2020	6	0	6	1,343	217	121	42	1,723	1,965	-242
2020-2021	3	0	3	1,668	131	190	71	2,060	1,779	281
2021-2022	5	0	5	1,842	169	167	60	2,238	1,941	297
2022-2023	2	1	1	1,705	91	180	97	2,073	2,396	-323
Average	5	0	5	1,630	182	170	70	2,052	2,075	-23



Membership Composition June 2023 Cumulative



Gender Composition June 2023 Cumulative

